



# Legality Monitoring and Timber Tracking

## A perspective from the Congo Basin

Paolo Omar CERUTTI

REPUBLIQUE DU CAMEROUN  
Paix - Travail - Patrie

MINISTRE DES FORETS  
ET DE LA FAUNE

SECRETARIAT GENERAL  
DIRECTION DES FORETS

REPUBLIC OF CAMEROON  
Peace - Work - Fatherland

MINISTRY OF FORESTRY  
AND WILDLIFE

SECRETARIAT GENERAL  
DEPARTMENT OF FORESTRY  
Yaoundé, le **19 JAN 2009**

**LE MINISTRE**

**A**  
**TOUS LES OPERATEURS ECONOMIQUES DE LA FILIERE BOIS**  
**LETTRE CIRCULAIRE** N° **0052** LC/MINFOR/SO/DF/SDAFF/SEGIF  
*Relative au retrait des documents sécurisés d'exploitation*

Il m'a été donné de constater pour le regretter, que de nombreux opérateurs économiques de la filière bois commandent des lettres de voiture sans tenir compte des volumes de bois exploitables autorisés, de même qu'ils ne retournent pas les différents feuillets des documents sécurisés d'exploitation utilisés, rendant ainsi difficile la tenue des statistiques forestières et partant, le recouvrement des taxes forestières.

Pour mettre un terme à cet état des choses, J'ai l'honneur de porter à votre connaissance que j'ai prescrit à mes services techniques pour compter de la date du 30 Janvier 2009, de ne délivrer et parapher les documents d'exploitation qu'aux seuls opérateurs justifiant sur la base d'une attestation délivrée par la Direction des Forêts (SEGIF central) ou les Délégations Départementales concernées, du dépôt auprès des dites structures administratives, des documents utilisés et de la présentation de ceux non utilisés au cours de l'exercice 2008.

Aucune dérogation ne devrait être apportée à la présente prescription. Je sais compter sur votre collaboration habituelle.

- Copies :**  
- MINFOR/DF-DPT  
- DRFOF  
- DDFOF  
- Syndicats et Associations



**NGOLLE NGOLLE EMBIS**

# Illegally logged wood from Cameroon on the Dutch market

An investigation into illegal logging practices by Ficpam and MMG, and related trade to the Netherlands



GPS coordinates show that this illegal logging has taken place near Bissang. MMG has no permit to log in this area. This is an azobé trunk, of which the timber will probably be sent to the Netherlands.



These trunks lie in the Kribi sawmill and there receive the official markings of the logging concession, so that they can be exported from Cameroon as legal wood.



The wood has been sawed in MMG's sawmill in Kribi and furnished with an IHC (broken) brand to be sold to the Amsterdam timber market. It can now be distinguished from wood which was sawed in the official MMG UFA 00 003 concession.



The wood is shipped and arrives at a Dutch timber yard. In the Netherlands azobé is mainly used for civil engineering projects.



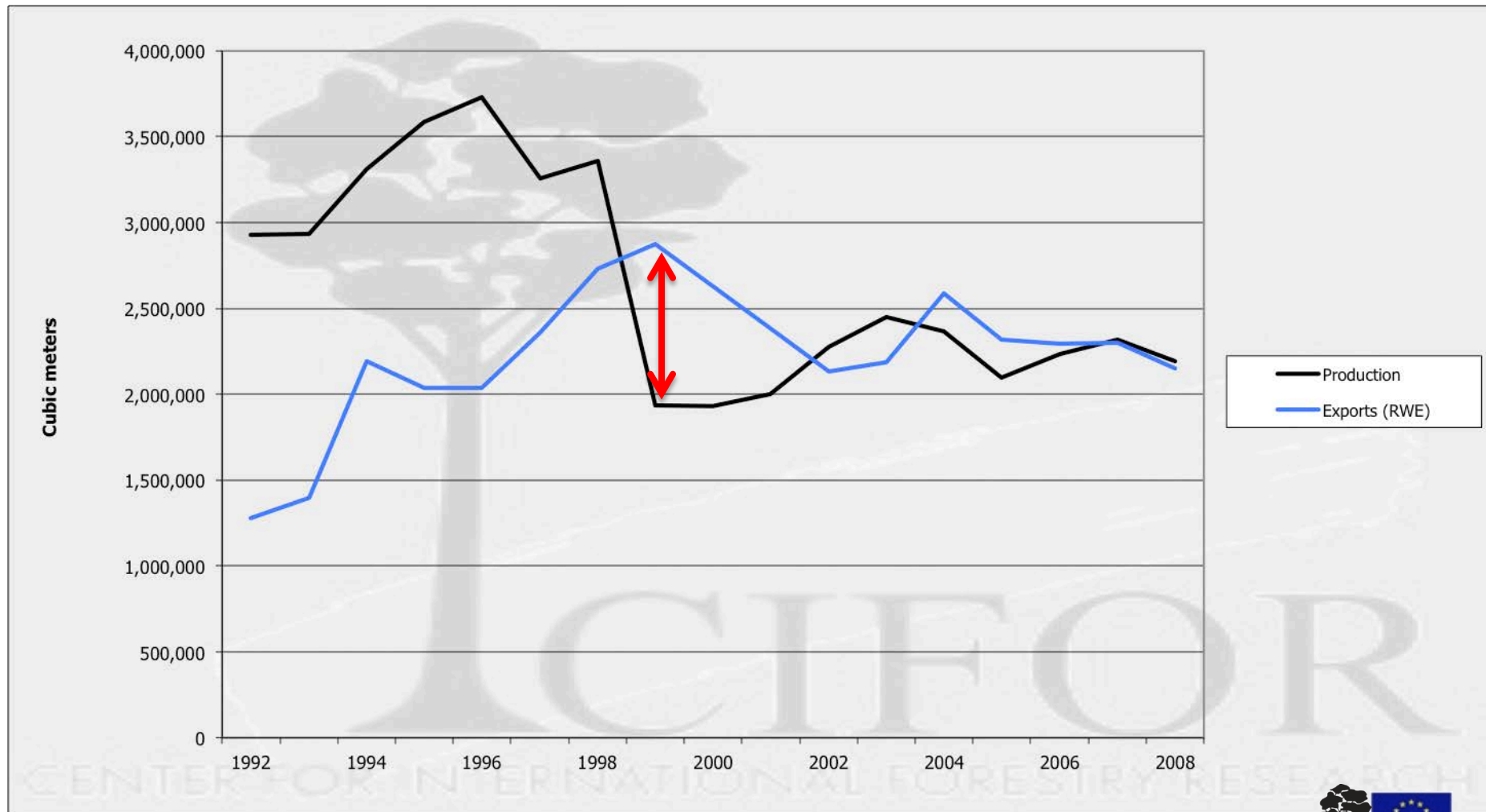
**Les Amis de la Terre**

Les Amis de la Terre, June 2007

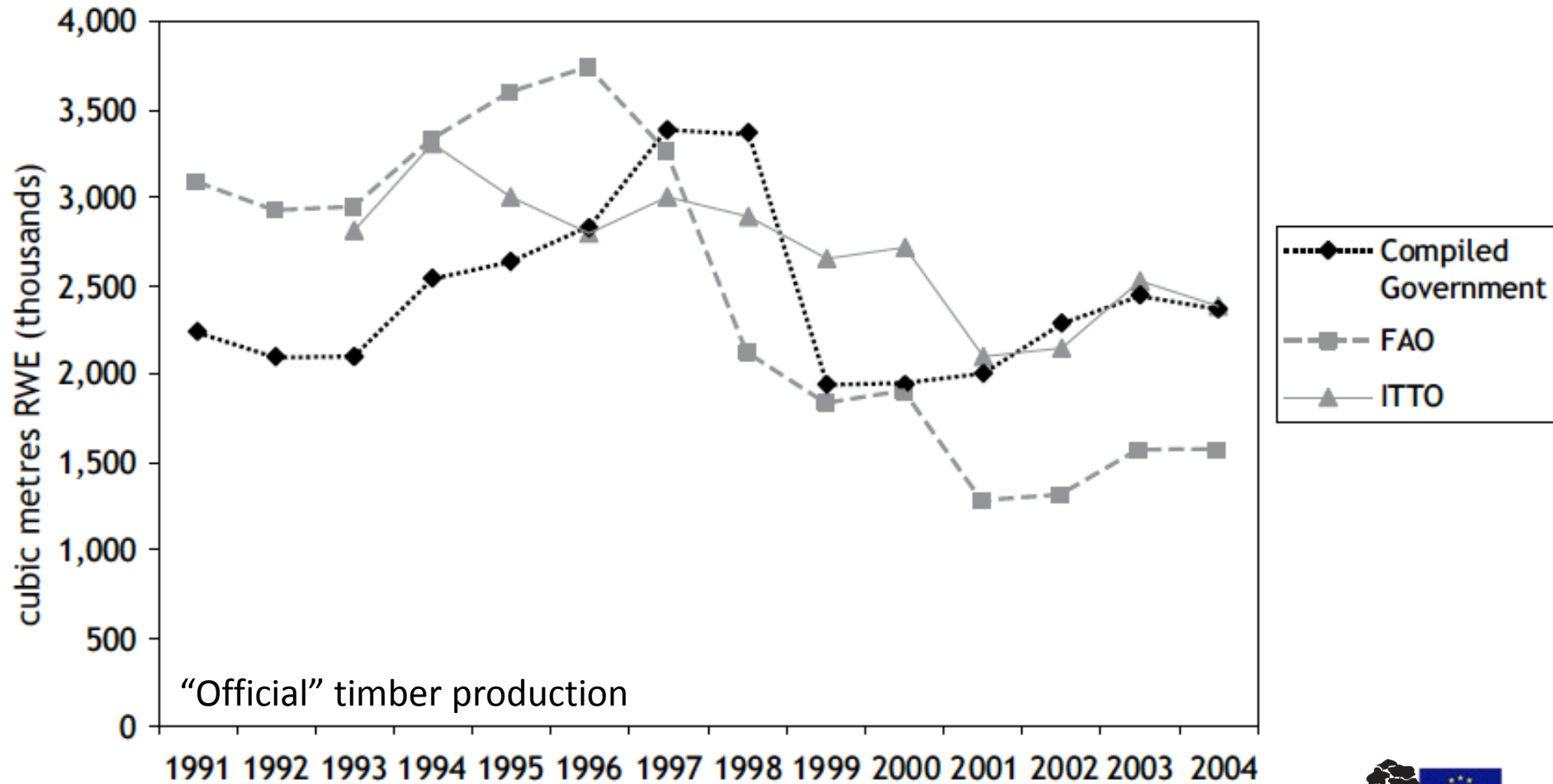




# A call to arms (1995-2005)

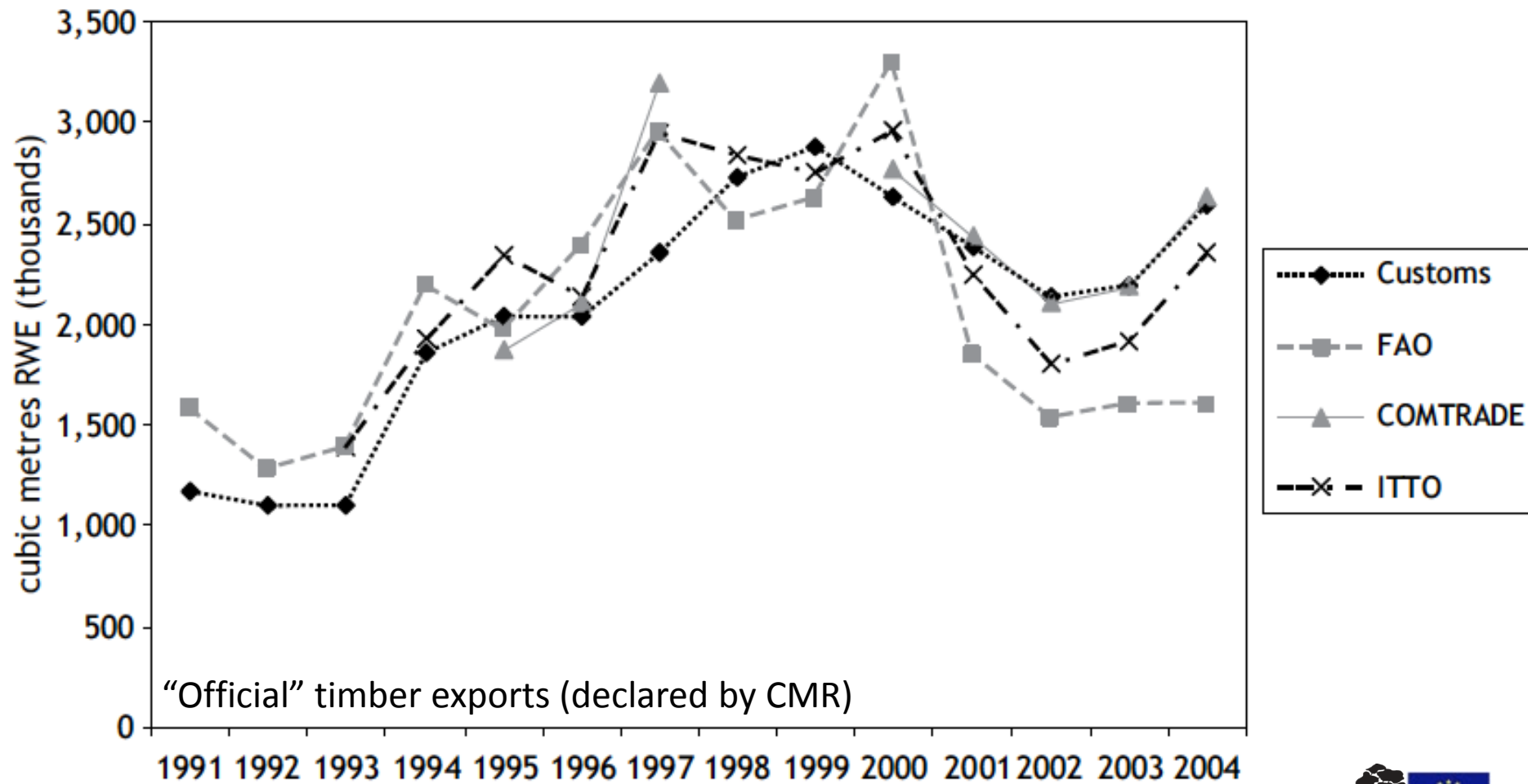


# "Official" timber production

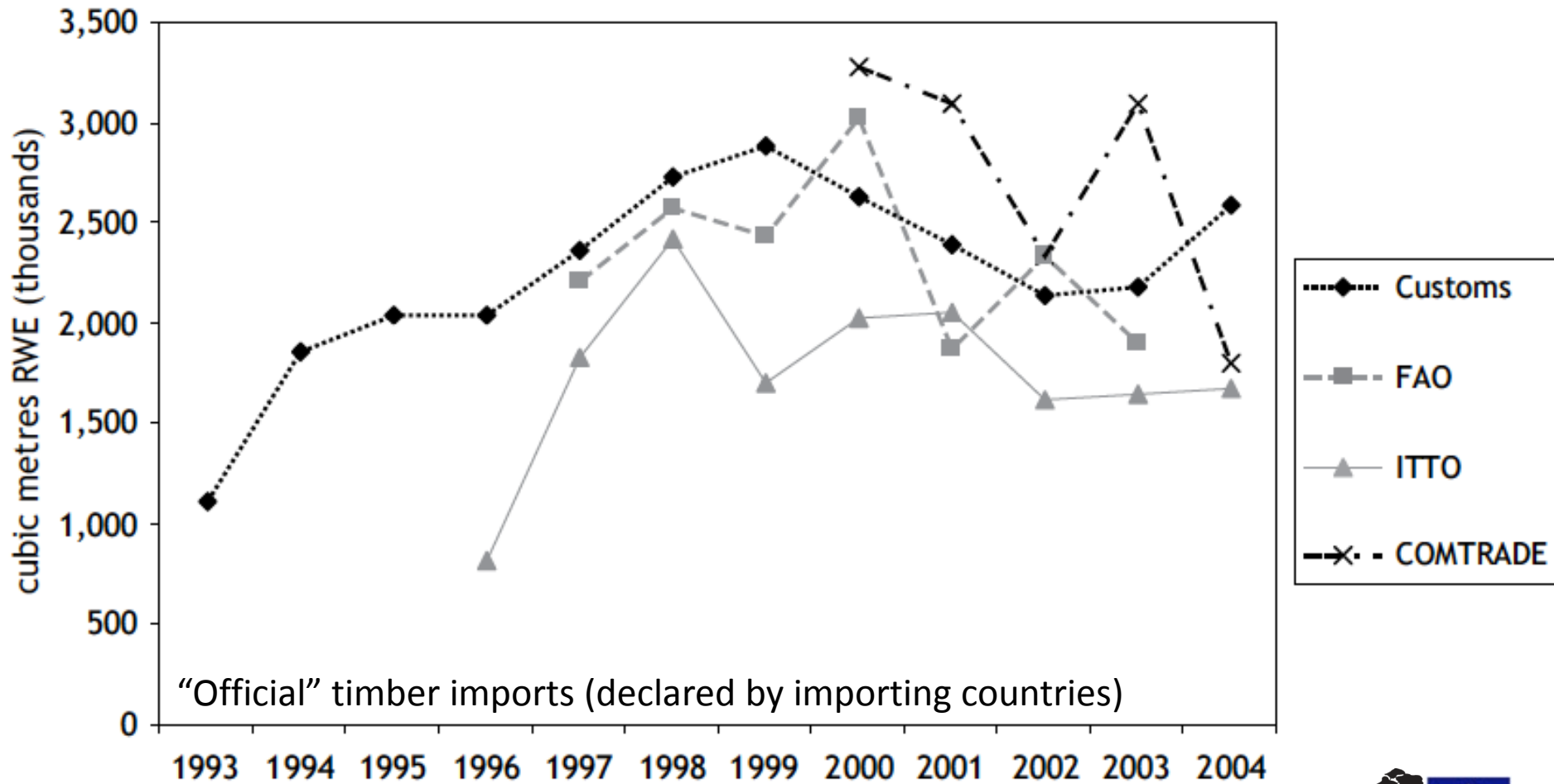




# “Official” timber exports



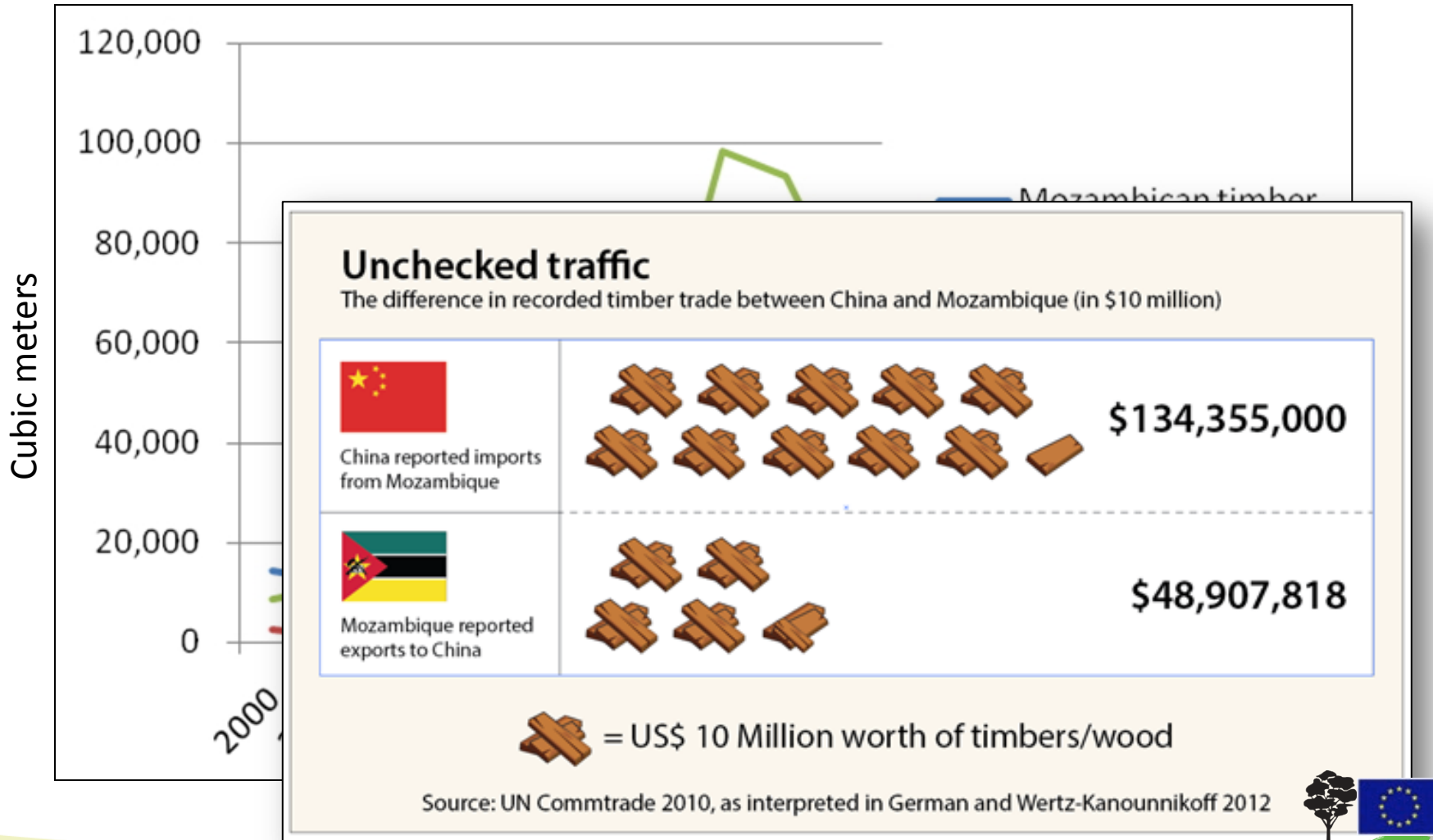
# "Official" timber imports



"Official" timber imports (declared by importing countries)



# Déjà vu?



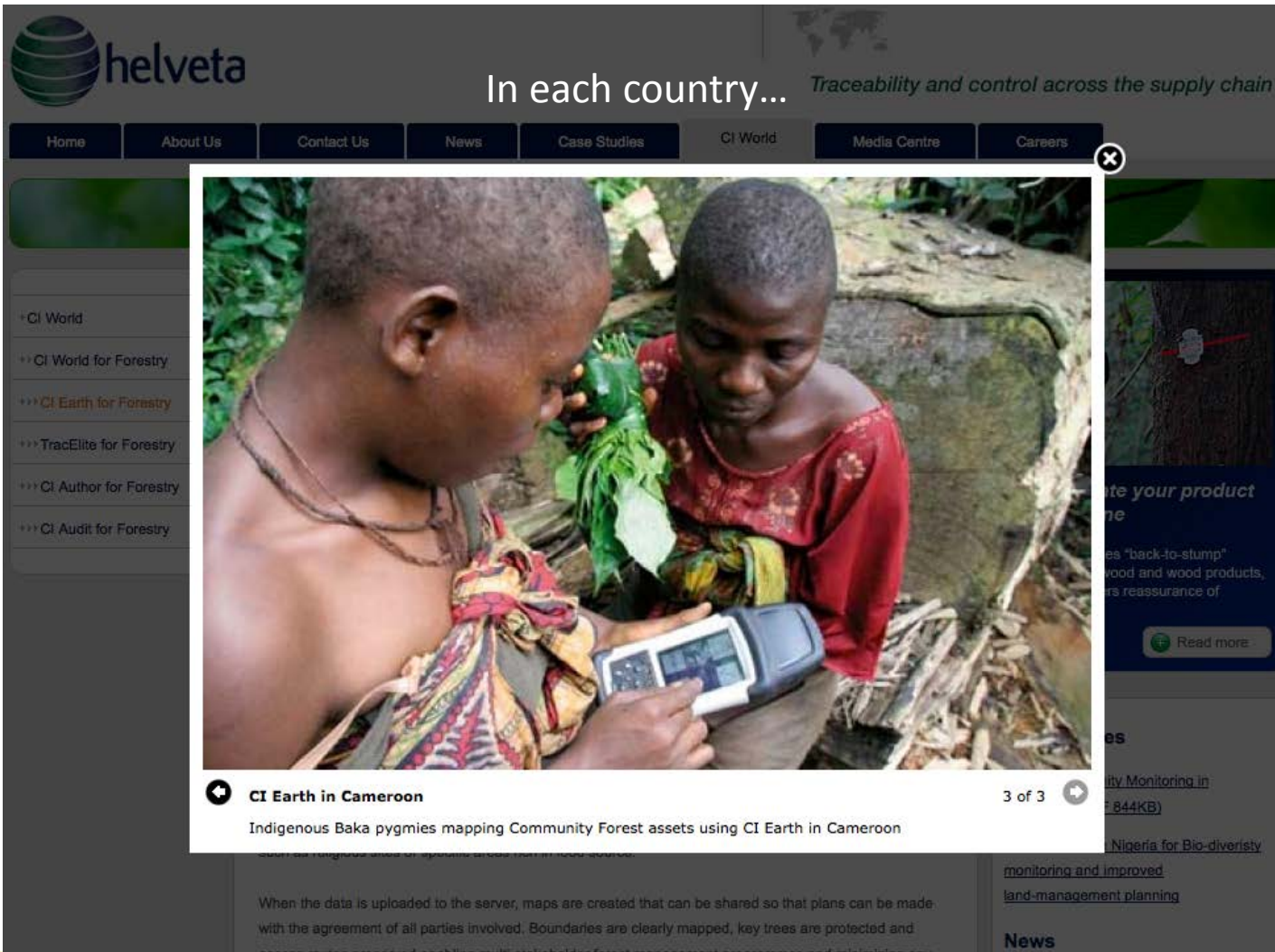


# Monitoring and tracking

- Legality monitoring ≠ Timber tracking
- Scattered efforts
  - Min Forests (central, decentralised, and port of export) – Focus on timber
  - Min Finance (central, decentralised, and port of export) – Focus on money
  - Private sector (port of export) – Focus on ToR
  - Private sector (CoC) – Focus on single company
- No focus on Country, even less on Region
- (Political) Competition vs. (Technical) Harmonisation



# Struggling with reality (2005-2010)



The screenshot shows the Helveta website interface. At the top left is the Helveta logo. The main header text reads "In each country... Traceability and control across the supply chain". Below this is a navigation menu with items: Home, About Us, Contact Us, News, Case Studies, CI World, Media Centre, and Careers. A sidebar on the left lists various CI World categories, including "CI Earth for Forestry". The central content area features a large photograph of two indigenous Baka pygmies in Cameroon. One individual is holding a handheld device, likely a PDA or early smartphone, while the other looks on. Below the photo is a caption: "CI Earth in Cameroon" followed by "Indigenous Baka pygmies mapping Community Forest assets using CI Earth in Cameroon". To the right of the photo, there is a small "3 of 3" indicator and a right-pointing arrow. Below the caption, there is a paragraph of text starting with "When the data is uploaded to the server, maps are created that can be shared so that plans can be made with the agreement of all parties involved. Boundaries are clearly mapped, key trees are protected and access routes provided to all stakeholders forest management programmes and delineation are". To the right of the main content, there is a "Read more" button and a "News" section with a link to "monitoring and improved land-management planning".

...And in the region... (www.observatoire-comifac.net)

The screenshot shows the homepage of the Observatoire des Forêts d'Afrique Centrale. At the top left is the 'ofac' logo. The main header features the text 'Observatoire des Forêts d'Afrique Centrale' and the tagline 'Des connaissances au service de tous'. A circular logo for 'COMIFAC' is in the top right. A navigation bar includes 'ACCUEIL', 'L'OBSERVATOIRE', 'ACTUALITÉS', 'LIENS', 'GLOSSAIRE', and 'CONTACTS'. On the left, a sidebar lists categories like 'Partage des connaissances', 'Contexte physique et écologique', 'Biodiversité', 'Etat des Forêts', 'Systèmes de suivi', and 'Partenaires'. A central dropdown menu is open, showing a list of countries with 'République Démocratique du Congo' selected. The main content area contains a collage of images including a bird, a gorilla, a map of the region, and forest scenes. At the bottom, there are logos for partner organizations like CIRAD, UCL, and the World Resources Institute, along with a Creative Commons license notice and the name 'admin'.



Knowledge database

- Physical and ecological backgrounds ▶
- Biodiversity ▶
- Human backgrounds ▶
- Legislation and Regulations ▶
- State of the Forest

Monitoring Systems

- Forest management ▶
- REDD+ Projects
- Biodiversity conservation
- Maps and National Indicator

Partners

FORAF and CEOFAC Projects



Other partners



Select a country:

## The Democratic Republic Of The Congo



- [General Information](#)
[Forest Cover](#)
[Legal and institutional framework](#)
[Logging](#)
[Biodiversity](#)

Données économiques du secteur forestier, statistiques forestières et transformation du bois


Export to PDF

PIB, Balance commerciale et recettes fiscales

Année: 2010

	Devise	Valeur absolue	Valeur relative (%)	Source
<b>Contribution au PIB</b>	-	5 607 517 614 775	0,20	DGRAD et ,DPSG, Loi budgetaire n) 08[/017 du 31 decembre 2008 portant budget de l'Etat pour l' exercice 2000e
<b>Contribution aux exportations *</b>	-	-	-	-

**Observations:** N.B . Les montants sont en franc congolais. Le taux de conversion en dollars est de DGRAD = Direction Gen2reale des Recettes Administratives et Domaniales DPSG = Direction des Personnes et Services Généraux

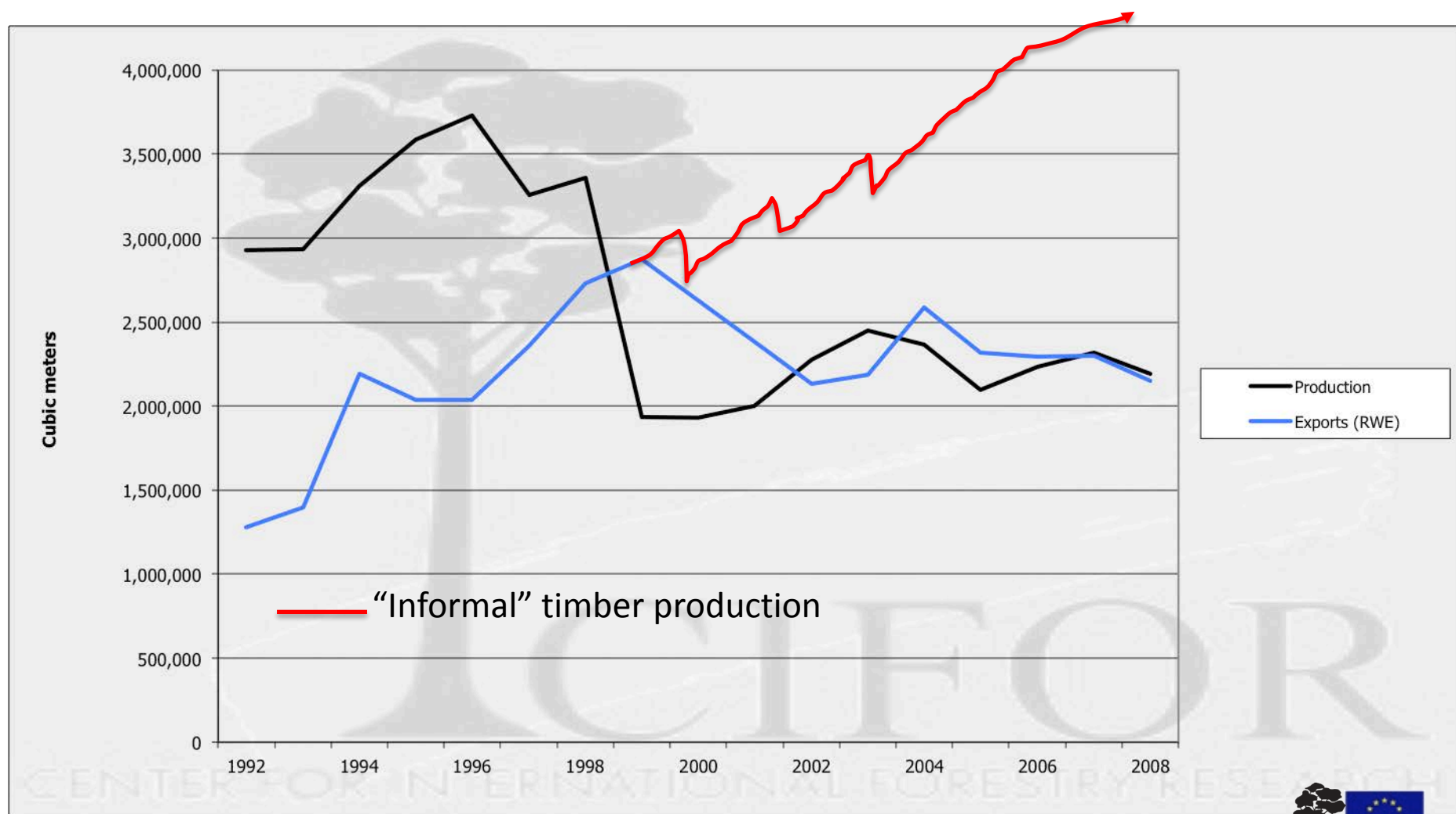


Recettes fiscales

Désignation de la taxe	2006	2007	2008	2009	2010 (Montant recouvré)
Taxe d'abatage	-	-	-	<b>150 000 000</b> <i>Source: DGRAD et DPSG</i>	<b>3 772 819 273</b> <i>Source: DGRAD et ,DPSG</i>
Taxe de superficie forestière	-	-	<b>8 031 091</b> <i>Source: DPSG</i>	<b>0</b> <i>Source: DGF</i>	<b>3 772 819 273</b> <i>Source: DGRAD et ,DPSG</i>
Droits de sortie des produits en grumes	-	-	-	<b>2 233 160 187</b> <i>Source: DGDA</i>	<b>2 257 153 176</b> <i>Source: DGDA</i>
Taxe de reboisement	-	-	<b>1 504 198</b> <i>Source: DPSG</i>	<b>470 085 034</b> <i>Source: DGRAD et DPSG</i>	<b>1 546 228 046</b> <i>Source: DGRAD et ,DPSG</i>
Taxe de déboisement	-	-	<b>0</b> <i>Source: DPSG</i>	<b>506 656 335</b> <i>Source: DGRAD et DPSG</i>	<b>1 420 846 056</b> <i>Source: DGRAD et ,DPSG</i>



# The hidden harvest





Source: SAIIA 2012







Source: REUTERS/Thor



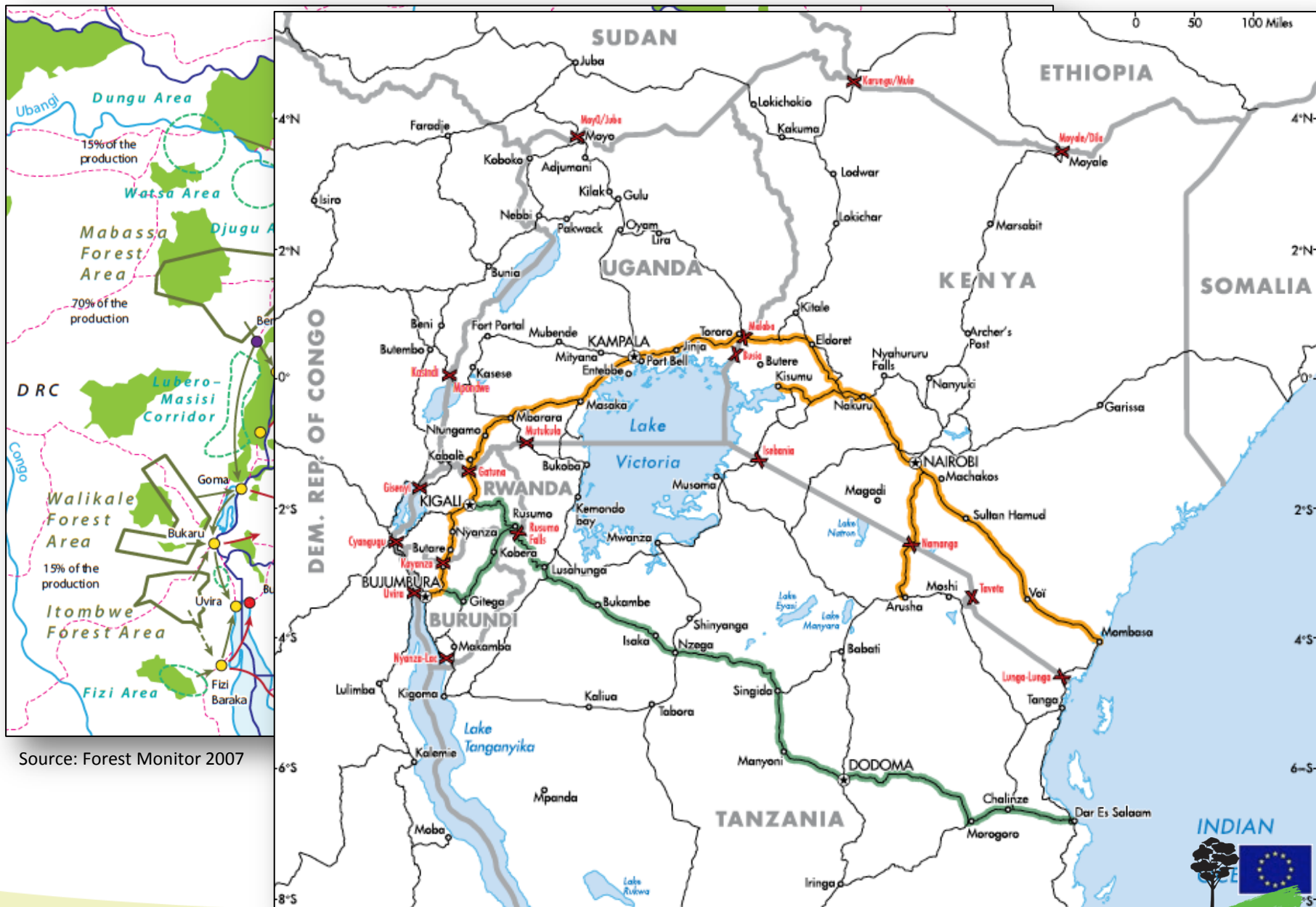
Source: <http://www.skys>



# Déjà vu?

- “Kenya imports 40M \$ of timber from DRC” (Christophersen 2012) and “Increasing importation of timber from DRC” (KFS 2012)
  - [350Ksh/foot  $\approx$  730 \$/m<sup>3</sup>  $\approx$  55k m<sup>3</sup>  $\approx$  165k m<sup>3</sup> RWE]
- “Increasing trade of forest products from abroad...and expanding shadow-market for fuel wood and charcoal” (UNEP & KFS 2012)
- “Furniture and fixture products use approx. 770k m<sup>3</sup> of timber per annum” (EPZA 2005)





Source: Forest Monitor 2007

Source: SAIIA 2012







# Implementation (2010 - ?)

- “Official” data difficult to record
- Private sector buy-in not guaranteed (“wait and see”)
- “Hidden” harvest not yet included (technical and political)
- A difficult exercise of breaking the pyramid and building it from scratch
- Economic, ecological and social impacts?





Déjà vu?



**TRANSPARENCY  
IS BEAUTIFUL  
IF YOU HAVE NOTHING TO HIDE**

TRADE MARK  
  
**Heineken**<sup>®</sup>  
open your world

COMPLEXE SCOLAIRE

LES COCCINELLES



CIFOR







## Thinking beyond the canopy

Center for International Forestry Research

[www.cifor.org](http://www.cifor.org)



CIFOR advances human wellbeing, environmental conservation and equity by conducting research to inform policies and practices that affect forests in developing countries. CIFOR is a CGIAR Consortium Research Center. CIFOR's headquarters are in Bogor, Indonesia and it also has offices in Asia, Africa and South America.



This document has been produced with the financial assistance from the European Union. The views expressed herein can in no way be taken to reflect the official opinion of the European Union.